



**PODIATRIC MEDICAL BOARD OF CALIFORNIA  
BOARD MEETING  
February 23, 2023**

**SUBJECT: LICENSING PROGRAM REPORT**

**ACTION: RECEIVE AND FILE STATUS REPORT**

**VIA 1-6**

Committee Members:  
Judith Manzi, DPM, Chair

**RECOMMENDATION**

Receive and file the status update report on Licensing Unit activity.

**ISSUE**

This status report highlights key statistics of PMBC’s Licensing Unit and other licensing activity of note since last reported at the October 20, 2022 meeting of the Board.

**DISCUSSION**

The following data below lists current and up to date information for all licensing statistics, including new licenses and renewals.

**1. Licensing Statistics**

The following Licensing Report reflects a current capture of licensing statistics including new licenses and renewals during FY 22/23 Quarters 1-2 running from July 1, 2022, through December 31, 2022.

**Licensing Statistics – New Licenses Issued, Year Over Year Comparison**

This report provides a comparison of PMBC licenses that have been issued during the three previous fiscal years for: 19/20, 20/21, 21/22 and those issued to date for FY 22/23. In FY 19/20, 112 permanent licenses were issued; FY 20/21, 94 permanent licenses; FY 21/22, 92 permanent licenses; FY 22/23, 41 permanent licenses to date. For a grand total of 339 newly licensed DPMs in the last four fiscal years. A comparison of gender, age and incoming to outgoing DPMs is provided for review. The categories for the outgoing licensee population include retired, inactive, disabled and \*canceled licenses.

*\*License cancels after 3 years of non-renewal.*

A breakdown of licensing data includes the number of initial applications received that are currently pending. Of the 26 pending applications, four candidates recently completed their packages.

For fiscal year 22/23, PMBC had 10 of its applicants come from out of state, 22 were third year residents from California and 9 were third year residents from an out of state program. (Attachment A)

### **Licensing Statistics - Renewal Data and Renewal Data Breakdown**

This report provides an overview of license renewal data for FY 22/23 for which full reporting data is available and running from July – December 2022. In the month of July, 97 license renewals were mailed with 88 licenses renewed by the end of the month. During the month of August, 94 renewals were mailed with 84 licenses renewed by the end of the month. In the month of September, 86 license renewals were mailed with 81 licenses renewed by the end of the month. In October there were 102 renewals mailed with 93 licenses renewed by the end of the month. In November there were 77 renewals mailed with 71 licenses renewed and December had 78 renewals mailed with 71 licenses renewed by the end of the month. For licentiates that did not comply with renewal requirements, Delinquent Renewal Notices were mailed to all pending renewals 30 days after license expiration.

License renewal data is broken down to include those that have filed for a Retired, Military, Disabled or Inactive modifier. Also included is the number of licensees in Delinquent status in addition to those whose status has changed from Active to Cancelled, Revoked, Surrendered or Reinstated. (Attachment B)

### **Licensing Statistics – Residents**

This report reflects the Resident licensee base to date. The resident academic year started on July 1, 2022 and will end on June 30, 2023. PMBC currently has 43 first year residents; 41 second year residents; and 43 third year residents. There was one new 1<sup>st</sup> year resident added in Q1 bringing the resident license total count to 127. Resident data includes the number of third year residents that currently hold or are applying for a permanent license. (Attachment C)

## **2. BreEZe Update**

The following Breeze Maintenance and Operations were passed and put into production during the 1<sup>st</sup> and 2<sup>nd</sup> quarter of fiscal year 22/23:

**BMO 1761** (July 2022) – This added the Fictitious Name Permit (FNP) renewal onto [BreEZe](#). DPMs can now add their FNP permit to their existing DPM profile in BreEZe to renew their FNPs electronically.

**BMO 1561** (August 2022) – This put the Letter of Good Standing (License Verification) transaction online for licensees that had/have a permanent license. CA DPMs can now request the Letter of Good Standing and pay the fees electronically by submitting the application through their [BreEZe](#) account.

**BMO 2060** (August 2022) – This added a ‘Submit Additional Documents’ transaction in BreEZe for resident licensees.

**BMO 1763** (October 2022) – This added the Duplicate License transaction into BreEZe for Fictitious Name Permits.

**BMO 2544** (October 2022) – This changed the Fictitious Name Permit (FNP) renewal form into the post card format. Licensee’s that have an FNP will now receive their renewal notice as a post card with instructions on how to renew their permit electronically through [BreEZe](#).

### **3. American Podiatric Medical Licensing Examination (APMLE) – Part III Examination Results**

The last APMLE Part III Exam was administered on December 1, 2022. There was a total of 33 candidates that requested their scores be sent to California. Of those candidates, 33 passed for a 100% pass rate. The next APMLE Part III exam will be held on May 18, 2023. Candidates wishing to participate in the next exam will need to register by April 12, 2023. Additional information regarding registration may be obtained by visiting the APMLE website at: <https://www.apmle.com/about-the-exam/exam-schedule/>

### **4. Continuing Medical Education (CME) Audit Update**

Licensees were mailed an audit notification on October 5, 2022 and all candidates selected were given a deadline date of November 30, 2022 to submit evidence of compliance. As of January 2022, out of 43 audited licensees, 37 have been found in compliance. Six licensees were given an extension to provide CME documents by March 20, 2023. Any licensee who fails to provide the required documentation shall be ineligible for renewal to practice podiatric medicine until such time as all the requirements are completed and documented to the Board.

### **5. Discussion Regarding DPMs Request to use Additional Certifications as an Extended Course of Study**

A DPM has submitted their Kent State University transcripts where they have obtained a Masters in Public Health. Additionally, they have submitted a copy of their Certified Health Education Specialist certification. They are requesting that the Board review this

documentation for use to satisfy the Continuing Competence requirement section (g) as an extended course of study within the last 5 years.

Attachment D – DPMs Certifications

Attachment E – Kent State University M.P.H. Course Catalog

Attachment F – BPC 2486

Attachment G - 16 CCR Sec. 1399.669

Attachment H – 16 CCR Sec. 1399.675

## **5. PMBC Calendar (Feb 2023 – Apr 2023)**

Provided for committee planning purposes and review is a 3-month timeline to enhance committee awareness for pertinent dates and approaching deadlines. (Attachment I)

## **NEXT STEPS**

Staff will continue to maintain the Licensing Program by remaining current with processing applications, performing operations without backlog, and responding to specific inquiries from consumers, licensees and stakeholders on a daily basis.

## **ATTACHMENTS**

- A. Licensing Statistics – New Licenses Issued (Year/Year Comparison)
- B. Licensing Statistics – Renewal Data Quarter 1-2 (July – December 2022)
- C. Licensing Statistics – Residents
- D. DPM Certifications
- E. Kent State University M.P.H. Course Catalog
- F. BPC 2486
- G. 16 CCR Sec. 1399.669
- H. 16 CCR Sec. 1399.675
- I. PMBC Calendar (February 2023 – April 2023)

Prepared by: Andreia Damian, Licensing Unit Coordinator

---

Andreia Damian  
Licensing Unit Coordinator

---

Brian Naslund  
Executive Officer

**Podiatric Medical Board**  
**Licensing Statistics - New Licenses Issued**  
**Year over Year Comparison**

**New Licenses Issued by Fiscal Year**

	<b>FY 19/20</b>	<b>FY 20/21</b>	<b>21/22</b>	<b>22/23</b>
July	19	12	13	13
August	4	7	4	6
September	6	6	5	3
October	4	1	3	4
November	3	2	5	7
December	10	10	6	8
January	4	2	9	
February	11	5	16	
March	14	10	5	
April	16	11	15	
May	8	11	5	
June	13	17	6	
<b>New Licenses Issued by Fiscal Year</b>	<b>112</b>	<b>94</b>	<b>92</b>	<b>41</b>

**Current / Active License Total**

	<b>FY 19/20</b>	<b>FY 20/21</b>	<b>FY 21/22</b>	<b>FY 22/23</b>
Current / Active Licenses by Fiscal Year	2260	2237	2194	2190

**Initial License Application Pending Total**

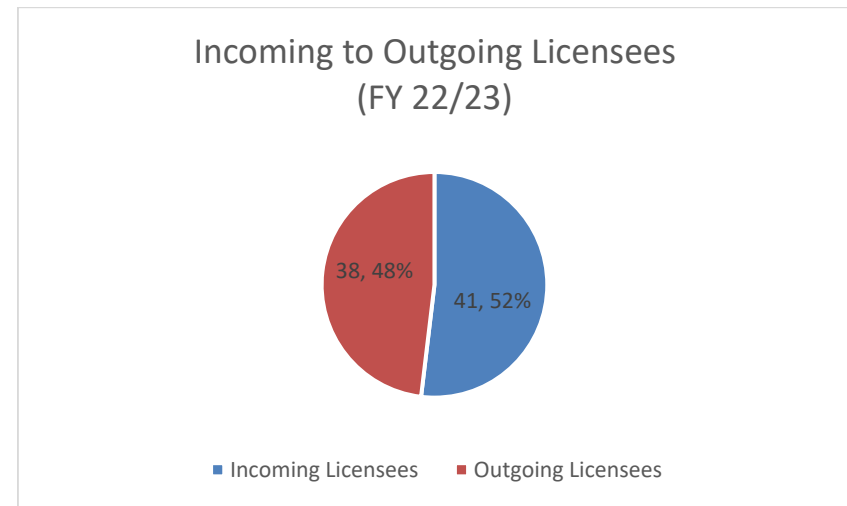
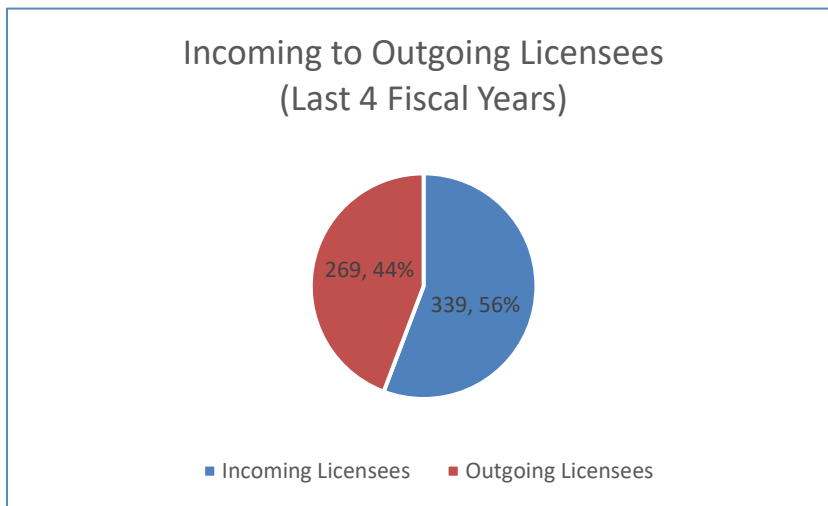
	<b>Incomplete</b>	<b>Completed</b>	<b>Total to date</b>
Initial License Application Pending	22	4	26

**Podiatric Medical Board**  
**Licensing Statistics - New Licenses Issued**  
**Year over Year Comparison**

**Breakdown of Initial Application Categories**

	Out of State	CA 3 <sup>rd</sup> Year Residents	Out of State 3 <sup>rd</sup> Year Residents	Total DPMs Licensed in CA
Initial Application Categories for FY 19/20	24	37	51	112
Initial Application Categories for FY 20/21	21	37	36	94
Initial Application Categories for FY 21/22	19	36	37	92
Initial Application Categories for FY 22/23	10	22	9	41

**Incoming / Outgoing Licensees**

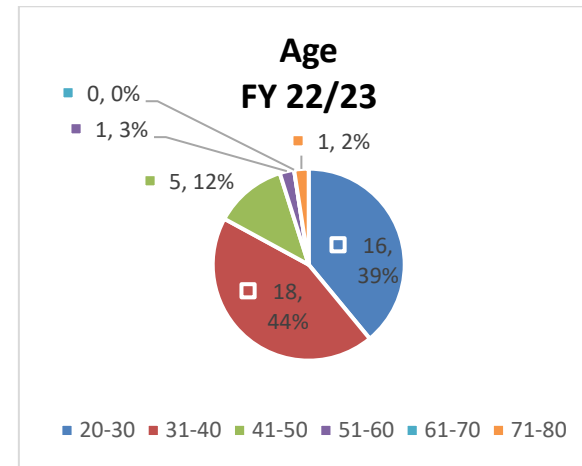
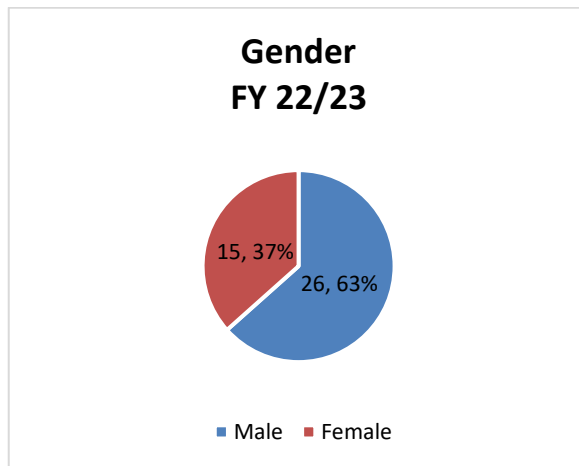
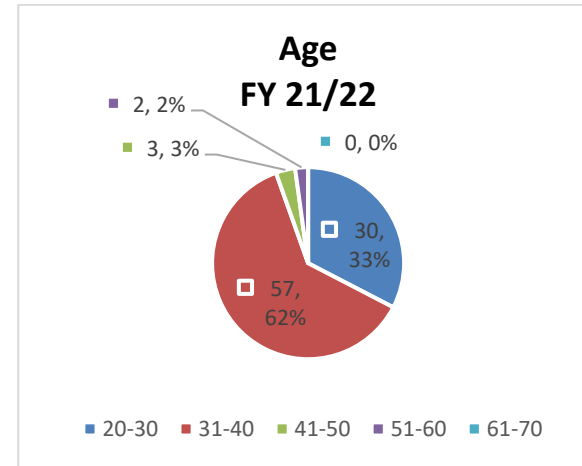
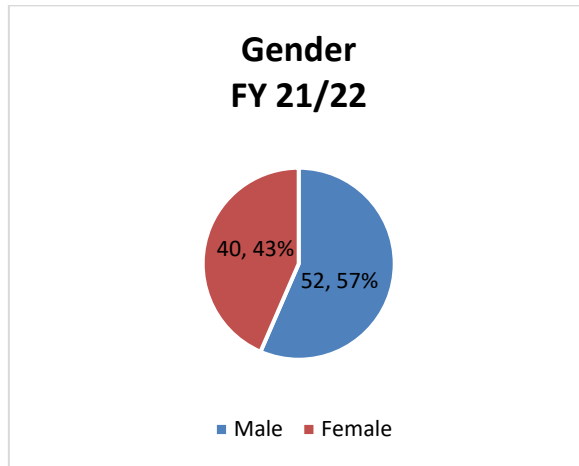


# Podiatric Medical Board

## Licensing Statistics - New Licenses Issued

### Year over Year Comparison

#### Newly Licensed DPMs



**Podiatric Medical Board**  
**Licensing Statistics – Renewal Data**  
**Quarter 1 Report (July – September 2022)**

**Renewal Data**

	Renewals Sent	Renewed	Delinquent Retired status	Delinquent Disabled status	Delinquent Current/Active status	Delinquent Total
July	97	88	2	0	7	<b>9</b>
August	94	84	2	0	8	<b>10</b>
September	86	81	1	0	4	<b>5</b>
<b>Total</b>	<b>277</b>	<b>253</b>	<b>5</b>	<b>0</b>	<b>19</b>	<b>24</b>

**Renewal Data Breakdown**

	<b>Jul – Sep 2022</b>
Renewed – Current	253
Renewed – Disabled	3
Renewed – Military	2
Renewed – Retired	7
Renewed – Inactive	1
Cancelled	12
Revoked	1
Surrendered	1
Reinstated	0



**Podiatric Medical Board**  
**Licensing Statistics – Renewal Data**  
**Quarter 2 Report (October – December 2022)**

**Renewal Data**

	Renewals Sent	Renewed	Delinquent Retired status	Delinquent Disabled status	Delinquent Current/Active status	Delinquent Total
October	102	93	2	0	7	9
November	77	71	1	0	5	6
December	78	71	2	0	5	7
<b>Total</b>	<b>257</b>	<b>235</b>	<b>5</b>	<b>0</b>	<b>17</b>	<b>22</b>

**Renewal Data Breakdown**

	Oct – Dec 2022
Renewed – Current	235
Renewed – Disabled	0
Renewed – Military	3
Renewed – Retired	7
Renewed – Inactive	1
Cancelled	18
Revoked	0
Surrendered	0
Reinstated	0

**Podiatric Medical Board**  
**Licensing Statistics – Residents**  
**Quarter 1-2 Report (Year over Year Comparison)**

**Resident Licenses**

	Resident Academic Period July 1, 2019 – June 30, 2020 FY 19/20	Resident Academic Period July 1, 2020 – June 30, 2021 FY 20/21	Resident Academic Period July 1, 2021 – June 30, 2022 FY 21/22	Resident Academic Period July 1, 2022 – June 30, 2023 FY 22/23
1 <sup>st</sup> Year Resident	43	42	42	43
2 <sup>nd</sup> Year Resident	39	43	41	41
3 <sup>rd</sup> Year Resident	41	42	45	43
2 <sup>nd</sup> Year Resident Rotation	0	3	0	0
3 <sup>rd</sup> Year Resident Rotation	2	0	0	0

**Totals**

	Resident Academic Period July 1, 2019 – June 30, 2020 FY 19/20	Resident Academic Period July 1, 2020 – June 30, 2021 FY 20/21	Resident Academic Period July 1, 2021 – June 30, 2022 FY 21/22	Resident Academic Period July 1, 2022 – June 30, 2023 FY 22/23
Total Resident Licenses	125	130	128	127

**Resident / Permanent Licenses**

CA 3 <sup>rd</sup> Year Residents that are applying for or have obtained a Permanent License by Fiscal Year	Currently in Applicant Status	Permanent Licenses Issued
<b>FY 19/20</b>	0	34
<b>FY 20/21</b>	0	37
<b>FY 21/22</b>	3	35
<b>FY 22/23</b>	7	21

**ATTACHMENT D**

SID: [REDACTED]

BI [REDACTED]

Date of Birth: [REDACTED]

Date Issued: 12-JUN-2022  
Official Transcript

Record of: [REDACTED]  
Issued To: [REDACTED]

Page: 1

Parchment Document ID: TWD7AN2K

Course Level: Graduate

**DECLARED PROGRAM(S):**

Master of Public Health  
College: College of Public Health  
Campus: Kent Campus  
Major: Public Health  
Maj/Concentration: Health Policy and Management

**DEGREE(S) AWARDED:** Master of Public Health 14-MAY-2022

College: College of Public Health  
Campus: Kent Campus  
Major: Public Health  
Maj/Concentration: Health Policy and Management

**DEGREE COMMENT**

DEGREE GPA: 4.000

SUBJ NO.	C	COURSE TITLE	CRED GRD	PTS R
----------	---	--------------	----------	-------

**INSTITUTION CREDIT:**

**Spring 2020**

Significant disruption due to COVID-19 pandemic

HPM 53005 KC	FINANCIAL MGMT PUBL HEALTH ORG	3.00 A	12.00
HPM 53010 KC	COMM HEALTH NEEDS ASSESSMENT	3.00 A	12.00
Ehrs: 6.00 GPA-Hrs: 6.00 QPts: 24.00 GPA: 4.000			

**Summer 2020**

Significant disruption due to COVID-19 pandemic

EHS 52018 KC	ENVIRON HEALTH CONCEPTS IN PH	3.00 A	12.00
--------------	-------------------------------	--------	-------

\*\*\*\*\* CONTINUED ON NEXT COLUMN \*\*\*\*\*

SUBJ NO.	C	COURSE TITLE	CRED GRD	PTS R
----------	---	--------------	----------	-------

Institution Information continued:

EPI 60195 KC	ST: PANDEMIC: COVID-19	3.00 A	12.00
HPM 53007 KC	PUBLIC HEALTH PLAN/IMPLEM/EVAL	3.00 A	12.00
Ehrs: 9.00 GPA-Hrs: 9.00 QPts: 36.00 GPA: 4.000			

**Fall 2020**

Significant disruption due to COVID-19 pandemic

BST 52019 KC	BIOSTATISTICS IN PUBLIC HEALTH	4.00 W	0.00
EPI 52017 KC	FUNDAMENTALS PUBLIC HLTH EPID	3.00 A	12.00
Ehrs: 3.00 GPA-Hrs: 3.00 QPts: 12.00 GPA: 4.000			

**Spring 2021**

Significant disruption due to COVID-19 pandemic

HPM 52016 KC	PUBLIC HEALTH ADMINISTRATION	3.00 A	12.00
SRS 54634 KC	SOCIAL DETERMIN HLTG BEHAVIOR	3.00 A	12.00
Ehrs: 6.00 GPA-Hrs: 6.00 QPts: 24.00 GPA: 4.000			

**Summer 2021**

Significant disruption due to COVID-19 pandemic

HPM 53006 KC	COST BENEFIT ANALYSIS PH PROGS	3.00 A	12.00
SBS 50030 KC	SEM SOCIAL BEHAVIOR SCIENCES	3.00 A	12.00
Ehrs: 6.00 GPA-Hrs: 6.00 QPts: 24.00 GPA: 4.000			

\*\*\*\*\* CONTINUED ON PAGE 2 \*\*\*\*\*



*Chris M. Dorsten*  
Chris M. Dorsten  
University Registrar



ATTACHMENT D

SID: [REDACTED]

BID: [REDACTED]

Date of Birth: [REDACTED]

Date Issued: 12-JUN-2022  
Official Transcript

Record of: [REDACTED]  
Level: Graduate

Page: 2

SUBJ NO. C COURSE TITLE CRED GRD PTS R

Institution Information continued:

Fall 2021

HPM 53003 KC HEALTH CARE SYSTEMS 3.00 A 12.00

HPM 53004 KC PUBLIC HLTH POLICY LAW ETHICS 3.00 A 12.00

Ehrs: 6.00 GPA-Hrs: 6.00 Qpts: 24.00 GPA: 4.000

Spring 2022

BST 52019 KC BIostatISTICS IN PUBLIC HEALTH 4.00 A 16.00

HPM 60192 KC PRACTICE EXP IN HPM 3.00 S 0.00

SBS 63010 KC QUAL METHODS FOR PUB HLTH RES 3.00 A 12.00

Ehrs: 10.00 GPA-Hrs: 7.00 Qpts: 28.00 GPA: 4.000

\*\*\*\*\* TRANSCRIPT TOTALS \*\*\*\*\*

Earned Hrs GPA Hrs Points GPA

TOTAL INSTITUTION 46.00 43.00 172.00 4.000

TOTAL TRANSFER 0.00 0.00 0.00 0.000

OVERALL 46.00 43.00 172.00 4.000

\*\*\*\*\* END OF TRANSCRIPT \*\*\*\*\*

[REDACTED]  
**KENT STATE**  
UNIVERSITY  
TRANSCRIPT OF ACADEMIC RECORD

[REDACTED]  
*Chris M Dorsten*  
Chris M. Dorsten  
University Registrar



KENT STATE UNIVERSITY

KENT STATE UNIVERSITY



**OFFICE OF THE UNIVERSITY REGISTRAR**  
**PO BOX 5190**  
**KENT, OH 44242-0001**  
**(330) 672-3131**  
[www.kent.edu/registrar](http://www.kent.edu/registrar)

For additional information, access the University Catalog at [catalog.kent.edu](http://catalog.kent.edu)

**RELEASE OF INFORMATION**

This transcript has been forwarded at the request of the student with the understanding that it will not be released to any other party in accordance with the Family Educational Rights and Privacy Act of 1974 (FERPA), which prohibits release without the student's written consent.

**ACCREDITATION**

Kent State University [Kent (KC), Ashtabula (AC), East Liverpool (EC), Geauga (GC), Salem (SA), Stark (ST), Trumbull (TR), and Tuscarawas (TU)] is accredited by the Higher Learning Commission as a degree-granting institution at the associate, bachelor's, master's, specialist, and doctoral levels.

**TRANSCRIPT VALIDATION**

An official transcript is printed on security paper and does not require a raised seal. It is official when it bears the machine signature of the University Registrar, the Kent State University seal, and is dated. Copies issued to students will have "Issued to Student" printed on the transcript.

**COURSE NUMBERING SYSTEM**

- 100 - 499 Doctoral level-OCPM\*
- 00000 - 09999 Developmental level
- 10000 - 49999 Undergraduate level
- 50000 - 69999 Masters level \*\*
- 70000 - 89999 Doctoral level

\*Doctoral level, prior to Fall 2012

\*\*Prior to Fall 1987, 50000-level Architecture courses are considered undergraduate work.

**ATTACHMENT D**

**OFFICIAL GRADING SYSTEM**

**Grades and Marks Affecting the GPA**

GRADE	INTERPRETATION	POINTS
A	Superior – all levels	4.0
A-		3.7
B+		3.3
B	Good – Undergraduate	3.0
	Average – Graduate/Professional	
B-		2.7
C+		2.3
C	Average – Undergraduate	2.0
	Below Average – Graduate/Professional	
C-		1.7
D+		1.3
D	Poor – Undergraduate	1.0
	Far Below Average – Graduate	
F	Failure – all levels	0.0
FC	Passed after Re-examination – Professional	2.0
FF	Failed after Re-examination – Professional	0.0
M	Missing	0.0
NF	Never Attended – Fail	0.0
SF	Stopped Attending – Fail	0.0
U	Unsatisfactory	0.0

**Grades and Marks Not Affecting the GPA**

GRADE	INTERPRETATION	POINTS
AU	Audit	N/A
CE	Credit by Exam – Professional	N/A
CP	Complete	N/A
CR	Denotes credit hours earned	N/A
I	Incomplete – Professional	N/A
IN	Incomplete	N/A
IP	In Progress	N/A
L	Research in Progress	N/A
NA	Never Attended	N/A
NC	Not Complete	N/A
NG	No Grade – Professional	N/A
NR	Not Reported	N/A
R	Research Completed	N/A
S	Satisfactory	N/A
T	Participation in external exchange program	N/A
TR	Denotes transfer coursework	N/A
U	Unsatisfactory – Professional prior to Fall 2012; Graduate prior to Fall 2003	N/A
US	Satisfactory – Professional	N/A
UU	Unsatisfactory – Professional	N/A
W	Withdrawal	N/A
WD	Withdrawal – prior to 1976	N/A
WF	Withdrawal Failing – Professional	N/A
WP	Withdrawal Passing – Professional	N/A
X	Denotes Academic Forgiveness (X appears in front of grade – e.g. XC-, XD)	N/A
Y	Passed a Pass/Fail course	N/A
Z	Failed a Pass/Fail course	N/A

**HEADER LINE**

SUBJ – Subject; NO – Course Number; C – Campus;  
 COURSE TITLE – Course Title; CRED – Credit Hours;  
 GRD – Grade; PTS – Quality Points; R – Repeat

**SYMBOLS AND ABBREVIATIONS**

- ++ Combined non-KSU coursework.
- E Courses excluded from GPA calculation.
- Earned hrs Earned hours (the total number of credit hours earned by the student). The *Overall Earned Hrs* includes all non-KSU coursework.
- GPA hrs Quality hours (grades that affect GPA).
- I Courses included in the GPA calculation.
- Points Quality points (grades that affect GPA).

**CALENDAR**

- Inception – Summer 1933 Quarter system
- Fall 1933 – Summer 1942 Semester system
- Fall 1942 – Summer 1979 Quarter system
- Fall 1979 – Present Semester system

**The Ohio College of Podiatric Medicine officially joined Kent State University in July 2012.**



Test Date: Oct 14, 2022

Confirmation Number: [REDACTED]

CONTACT ID NUMBER: [REDACTED]

## Certified Health Education Specialist Examination

You have now completed the Certified Health Education Specialist (CHES<sup>®</sup>) Examination.

When the current examination window has closed, the scoring process for the CHES<sup>®</sup> exam will take place. The National Commission for Health Education Credentialing (NCHEC) will mail your official score report via USPS within 6 weeks. To protect confidentiality, results will not be provided by email, phone, or fax.

If you have any questions about the scoring process for the CHES<sup>®</sup> examination, please visit [www.ncheec.org/ches](http://www.ncheec.org/ches).

Sincerely

National Commission for Health Education Credentialing, Inc.



8yRWFRLTBXYO

This exam was delivered by

**PROMETRIC**

Visit <https://scorereports.prometric.com> to validate.



**NATIONAL COMMISSION  
FOR HEALTH EDUCATION  
CREDENTIALING, INC.**

*This Card Certifies Renewal/Recertification for:*

**NAME** [REDACTED] **DPM MPH**

**CHES® #** [REDACTED] **STATUS Active**

**Exp. Date 09/30/2027**

**Reminders**

Requirement for recertification (5 year cycle)

- \* Need to accumulate 75 CECH
  - a. Minimum of 45 CECH in Category I
  - b. Maximum of 30 CECH in Category II

Annual Renewal fee is \$60.00

**For questions refer to the NCHCEC website  
at [www.nchec.org](http://www.nchec.org) or call 888-624-3248**

# PUBLIC HEALTH - M.P.H.

College of Public Health  
www.kent.edu/publichealth

## Contact Information

- Program Coordinator: **Karen Baker** | kbaker80@kent.edu | 330-672-2845
- Chat with an Admissions Counselor

## Fully Offered

- **Delivery:**
  - Fully online
  - Mostly online
  - In person
- **Location:**
  - Kent Campus
  - Independence (Health Policy and Management concentration only - mostly online)
  - Twinsburg Academic Center (Health Policy and Management concentration only - mostly online)

## Admission Terms

- Fall
- Spring
- Summer

## Examples of Possible Careers\*

### Epidemiologists

- 4.6% about as fast as the average
- 8,000 number of jobs
- \$74,560 potential earnings

### Health specialties teachers, postsecondary

- 20.5% much faster than the average
- 254,000 number of jobs
- \$99,090 potential earnings

### Medical and health services managers

- 31.5% much faster than the average
- 422,300 number of jobs
- \$104,280 potential earnings

### Social and community service managers

- 17.0% much faster than the average
- 175,500 number of jobs
- \$69,600 potential earnings

### Clinical laboratory technologists and technicians

- 7.3% faster than the average
- 337,800 number of jobs
- \$54,180 potential earnings

#### \*Note

Source of occupation titles and labor data is from the U.S. Bureau of Labor Statistics'

Occupational Outlook Handbook. Data comprises projected percent change in employment over the next 10 years; nation-wide employment numbers; and the yearly median wage at which half of the workers in the occupation earned more than that amount and half earned less.

## Description

The Master of Public Health degree in Public Health is designed to help students develop real-world knowledge and skills needed to pursue success in the public health industry.

The Public Health major comprises the following concentrations:

- The **Biostatistics** concentration prepares students in the quantitative science of health data collection, storage, retrieval, analysis and interpretation. Graduates are equipped to use statistical methods to design and analyze health-related surveys and experiments for improving health. The college's faculty research interests include applying biostatistical analysis to understand critical health problems. Graduates in biostatistics are in demand at hospitals, pharmaceutical companies, state and local health departments, federal health agencies and biotechnology companies to analyze the effectiveness of new drugs and interventions, identify risk factors for disease and develop effective prevention strategies.
- The **Epidemiology** concentration prepares students to analyze the distribution and determinants of disease, disabilities and death in populations. Graduates are able to apply quantitative and qualitative methods to investigate disease outbreaks, determine causal relationships between environmental and biological factors, and conduct studies to project health trends in populations. Students benefit from public health faculty research agendas in bio-preparedness, public health surveillance systems, chronic disease, cancer and infectious disease epidemiology. Career opportunities for graduates include research positions in universities, medical schools and pharmaceutical companies; disease prevention specialists in hospitals; and surveillance managers in state and local health departments.
- The **Health Policy and Management** concentration prepares students to address public health risks and develop effective health services delivery models. This concentration incorporates health services research, health policy analysis and health care planning and management. Given the active research of the college's faculty in identifying service gaps and in developing evidence-based practices and policy analysis, students emerge with strong skills in health services management, alternative models of service financing and strategies for improving services. Career opportunities for graduates include administrative and management positions in hospitals, clinics, state and local health departments, nursing homes and mental health facilities; policy analyst positions in health planning organizations and governmental agencies; and planning and management positions in health maintenance organizations and health insurance companies.
- The **Social and Behavioral Sciences** concentration provides students with an interdisciplinary approach to improve health in populations across the life course. Students learn to apply theoretical principles to design, implement and evaluate effective programs that include behavioral and environmental approaches. Graduates are able to design and evaluate public health interventions intended to improve health for families, workplaces, communities and other settings. The



active research of the college's faculty—particularly in the areas of childhood obesity, violence and injury prevention, substance abuse prevention and chronic disease prevention—provides students the opportunity to work on large-scale externally funded prevention research. Students are prepared for careers in health promotion; program design and evaluation; and prevention program development for state and local health departments, workplace health promotion programs, hospitals, international health agencies, mental health centers and non-profit organizations.

Students in the M.P.H. degree have the opportunity to complete a dual degree with the Doctor of Podiatric Medicine degree. A separate application must be submitted for each program. Students can view admission requirements for each program on their respective catalog page.

## Accreditation

The M.P.H. degree in Public Health is accredited by the Council on Education for Public Health (CEPH).

## Admission Requirements

- Bachelor's degree from an accredited college or university
- Minimum 3.000 undergraduate GPA on a 4.000 point scale
- Official transcript(s)
- GRE scores or other standardized graduate admission exam (GMAT, MCAT, LSAT or PCAT)<sup>1</sup>
- Goal statement
- Three letters of recommendation
- English Language Proficiency - all international students must provide proof of English language proficiency (unless they meet specific exceptions) by earning one of the following:
  - Minimum 550 TOEFL PBT score - paper-based version
  - Minimum 79 TOEFL IBT - Internet-based version
  - Minimum 77 MELAB score
  - Minimum 6.5 IELTS score
  - Minimum 58 PTE score
  - Minimum 110 Duolingo English test score

For more information about graduate admissions, visit the [graduate admission website](#). For more information on international admission, visit the [Office of Global Education website](#).

<sup>1</sup> GRE scores may be waived, as determined by graduate coordinator, using program criteria.

## Program Learning Outcomes

Graduates of this program will be able to:

1. Explain public health history, philosophy and values
2. Identify the core functions of public health and the 10 Essential Services
3. Explain the role of quantitative and qualitative methods and sciences in describing and assessing a population's health
4. List major causes and trends of morbidity and mortality in the US or other community relevant to the school or program
5. Discuss the science of primary, secondary and tertiary prevention in population health, including health promotion, screening, etc.
6. Explain the critical importance of evidence in advancing public health knowledge
7. Explain effects of environmental factors on a population's health
8. Explain biological and genetic factors that affect a population's health
9. Explain behavioral and psychological factors that affect a population's health
10. Explain the social, political and economic determinants of health and how they contribute to population health and health inequities
11. Explain how globalization affects global burdens of disease
12. Explain an ecological perspective on the connections among human health, animal health and ecosystem health (eg, One Health)
13. Apply epidemiological methods to the breadth of settings and situations in public health practice
14. Select quantitative and qualitative data collection methods appropriate for a given public health context
15. Analyze quantitative and qualitative data using biostatistics, informatics, computer-based programming and software, as appropriate
16. Interpret results of data analysis for public health research, policy or practice
17. Compare the organization, structure and function of health care, public health and regulatory systems across national and international settings
18. Discuss the means by which structural bias, social inequities and racism undermine health and create challenges to achieving health equity at organizational, community and societal levels
19. Assess population needs, assets and capacities that affect communities' health
20. Apply awareness of cultural values and practices to the design or implementation of public health policies or programs
21. Design a population-based policy, program, project or intervention
22. Explain basic principles and tools of budget and resource management
23. Select methods to evaluate public health programs
24. Discuss multiple dimensions of the policy-making process, including the roles of ethics and evidence
25. Propose strategies to identify stakeholders and build coalitions and partnerships for influencing public health outcomes
26. Advocate for political, social or economic policies and programs that will improve health in diverse populations
27. Evaluate policies for their impact on public health and health equity
28. Apply principles of leadership, governance and management, which include creating a vision, empowering others, fostering collaboration and guiding decision making
29. Apply negotiation and mediation skills to address organizational or community challenges
30. Select communication strategies for different audiences and sectors
31. Communicate audience-appropriate public health content, both in writing and through oral presentation
32. Describe the importance of cultural competence in communicating public health content
33. Perform effectively on interprofessional teams
34. Apply systems thinking tools to a public health issue

## Program Requirements

### Major Requirement

Code	Title	Credit Hours
<b>Major Requirements</b>		
BST 52019	BIOSTATISTICS IN PUBLIC HEALTH	3
EHS 52018	ENVIRONMENTAL HEALTH CONCEPTS IN PUBLIC HEALTH	3
EPI 52017	FUNDAMENTALS OF PUBLIC HEALTH EPIDEMIOLOGY	3
HPM 52016	PUBLIC HEALTH ADMINISTRATION	3
HPM 53010	COMMUNITY HEALTH NEEDS ASSESSMENT	3
PH 61199	INTEGRATIVE LEARNING EXPERIENCE	1
SBS 54634	SOCIAL DETERMINANTS OF HEALTH BEHAVIORS	3
Major Electives, choose from the following:		6-12

- Biostatistics (BST) Courses (50000 or 60000 level)
- Environmental Health Sciences (EHS) Courses (50000 or 60000 level)
- Epidemiology (EPI) Courses (50000 or 60000 level)
- Health Policy and Management (HPM) Courses (50000 or 60000 level)
- Social and Behavioral Sciences (SBS) Courses (50000 or 60000 level)

Concentrations	Choose from the following:	Credit Hours
	Biostatistics	18-21
	Epidemiology	
	Health Policy and Management	
	Social and Behavioral Sciences	
<b>Minimum Total Credit Hours:</b>		<b>46</b>

### Biostatistics Concentration Requirements

Code	Title	Credit Hours
<b>Concentration Requirements</b>		
BST 63012	SURVIVAL ANALYSIS IN PUBLIC HEALTH	3
BST 63013	EXPERIMENTAL DESIGNS IN PUBLIC HEALTH RESEARCH	3
BST 63014	APPLIED REGRESSION ANALYSIS OF PUBLIC HEALTH DATA	3
EPI 63016	PRINCIPLES OF EPIDEMIOLOGIC RESEARCH	3
EPI 63034	LONGITUDINAL DATA ANALYSIS	3
<i>Culminating Requirement</i>		
BST 60192	APPLIED PRACTICE EXPERIENCE IN BIostatISTICS <sup>1</sup>	3-6
<b>Minimum Total Credit Hours:</b>		<b>21</b>

<sup>1</sup> Students may need to register for BST 60292 to complete their applied practice experience requirement; however, credit hours for the course do not apply to the minimum 46 credit hours required for the degree.

### Epidemiology Concentration Requirements

Code	Title	Credit Hours
<b>Concentration Requirements</b>		
BST 63014	APPLIED REGRESSION ANALYSIS OF PUBLIC HEALTH DATA	3
EPI 63014	EPIDEMIOLOGY OF CHRONIC DISEASES	3
EPI 63015	EPIDEMIOLOGY OF INFECTIOUS DISEASES	3
EPI 63016	PRINCIPLES OF EPIDEMIOLOGIC RESEARCH	3
<i>Culminating Requirement</i>		
EPI 60192	APPLIED PRACTICE EXPERIENCE IN EPIDEMIOLOGY	3-6
<b>Minimum Total Credit Hours:</b>		<b>18</b>

<sup>1</sup> Students may need to register for EPI 60292 to complete their applied practice experience requirement; however, credit hours for the course do not apply to the minimum 46 credit hours required for the degree.

### Health Policy and Management Concentration Requirements

Code	Title	Credit Hours
<b>Concentration Requirements</b>		
HPM 63003	HEALTH CARE SYSTEMS	3
HPM 63004	PUBLIC HEALTH POLICY, LAW AND ETHICS	3
HPM 63005	FINANCIAL MANAGEMENT FOR PUBLIC HEALTH ORGANIZATIONS	3
HPM 63006	COST BENEFIT ANALYSIS IN PUBLIC HEALTH PROGRAMS	3
HPM 63007	PUBLIC HEALTH PROGRAMS: PLANNING, IMPLEMENTATION AND EVALUATION	3
<i>Culminating Requirement</i>		
HPM 60192	APPLIED PRACTICE EXPERIENCE IN HEALTH POLICY AND MANAGEMENT	3-6
<b>Minimum Total Credit Hours:</b>		<b>21</b>

<sup>1</sup> Students may need to register for HPM 60292 to complete their applied practice experience requirement; however, credit hours for the course do not apply to the minimum 46 credit hours required for the degree.

### Social and Behavioral Sciences Concentration Requirements

Code	Title	Credit Hours
<b>Concentration Requirements</b>		
HPM 63007	PUBLIC HEALTH PROGRAMS: PLANNING, IMPLEMENTATION AND EVALUATION	3
SBS 60002	QUANTITATIVE METHODS IN SOCIAL AND BEHAVIORAL SCIENCES	3
SBS 60021	SOCIAL AND BEHAVIORAL SCIENCE THEORIES	3
SBS 63008	GRANT WRITING IN SOCIAL AND BEHAVIORAL SCIENCES	3
SBS 63030	SEMINAR IN SOCIAL AND BEHAVIOR SCIENCES	3
<i>Culminating Requirement</i>		
SBS 60192	APPLIED PRACTICE EXPERIENCE IN SOCIAL AND BEHAVIORAL SCIENCES	3-6
<b>Minimum Total Credit Hours:</b>		<b>21</b>

<sup>1</sup> Students may need to register for SBS 60292 to complete their applied practice experience requirement; however, credit hours for the course do not apply to the minimum 46 credit hours required for the degree.

---

**Graduation Requirements**

- Practicum placement at an approved public health agency under the guidance of a qualified preceptor (150 or 300 contact hours)
- Final portfolio/report and a seminar presentation integrating theory and practice
- Comprehensive written exam
- Participation in at least one approved inter-professional education event; event requires students to participate at a specific time/date to be determined in consultation with the student's advisor



## State of California

### BUSINESS AND PROFESSIONS CODE

#### Section 2496

---

2496. In order to ensure the continuing competence of persons licensed to practice podiatric medicine, the board shall adopt and administer regulations requiring continuing education of those licensees. The board shall require those licensees to demonstrate satisfaction of the continuing education requirements and one of the following requirements at each license renewal:

- (a) Passage of an examination administered by the board within the past 10 years.
- (b) Passage of an examination administered by an approved specialty certifying board within the past 10 years.
- (c) Current diplomate, board-eligible, or board-qualified status granted by an approved specialty certifying board within the past 10 years.
- (d) Recertification of current status by an approved specialty certifying board within the past 10 years.
- (e) Successful completion of an approved residency or fellowship program within the past 10 years.
- (f) Granting or renewal of current staff privileges within the past five years by a health care facility that is licensed, certified, accredited, conducted, maintained, operated, or otherwise approved by an agency of the federal or state government or an organization approved by the Medical Board of California.
- (g) Successful completion within the past five years of an extended course of study approved by the board.
- (h) Passage within the past 10 years of Part III of the examination administered by the National Board of Podiatric Medical Examiners.

(Amended by Stats. 2012, Ch. 332, Sec. 20. (SB 1236) Effective January 1, 2013.)

THOMSON REUTERS

**WESTLAW** California Code of Regulations[Home Table of Contents](#)**§ 1399.669. Continuing Competence Required.**

16 CA ADC § 1399.669

Barclays Official California Code of Regulations

Barclays California Code of Regulations  
Title 16. Professional and Vocational Regulations  
Division 13.9. Podiatric Medical Board of California  
Article 3. Continuing Competence

16 CCR § 1399.669

**§ 1399.669. Continuing Competence Required.**Currentness

- (a) Each doctor of podiatric medicine is required to complete 50 hours of approved continuing education, including a minimum of 12 hours in subjects related to the lower extremity muscular skeletal system, and one of the continuing competence pathways specified in Business and Professions Code Section 2496(a) through (h), during each two (2) year renewal period.
- (b) Each doctor of podiatric medicine renewing his or her license under the provisions of Section 2423 of the code may be required to submit proof satisfactory to the board of compliance with the provisions of this article every two (2) years.
- (c) Each doctor of podiatric medicine in order to renew his or her license at each renewal period shall report compliance with the provisions of this article by signing and returning the declaration contained in the license renewal application.
- (d) Any doctor of podiatric medicine who cannot comply with the provisions of this article during a two (2) year period shall be ineligible for the next renewal of his or her license unless such licensee applies for and obtains a waiver pursuant to Section 1399.678 below.

**Credits**

NOTE: Authority cited and Reference: Section 2496, Business and Professions Code.

**HISTORY**

1. Amendment filed 8-4-83; effective thirtieth day thereafter (Register 83, No. 32).
2. Renumbering of former section 1399.670 to new section 1399.669 filed 3-8-84; effective thirtieth day thereafter (Register 84, No. 10).
3. Change without regulatory effect of subsection (b) (Register 87, No. 15).
4. Amendment of subsection (a) filed 8-23-93; operative 9-22-93 (Register 93, No. 35).
5. Amendment of article heading, section heading and section filed 7-24-2003; operative 8-23-2003 (Register 2003, No. 30).

This database is current through 12/30/22 Register 2022, No. 52.

Cal. Admin. Code tit. 16, § 1399.669, 16 CA ADC § 1399.669

END OF DOCUMENT

THOMSON REUTERS

**WESTLAW** California Code of Regulations[Home Table of Contents](#)

**§ 1399.675. Continuing Competence Course.**  
 16 CA ADC § 1399.675  
 Barclays Official California Code of Regulations

Barclays California Code of Regulations  
 Title 16. Professional and Vocational Regulations  
 Division 13.9. Podiatric Medical Board of California  
 Article 3. Continuing Competence

16 CCR § 1399.675

§ 1399.675. Continuing Competence Course.

Currentness

- (a) Extended courses of study approved by the board pursuant to Section 2496(g) of the code shall be in addition and supplementary to those taken to meet the continuing education requirement.
- (b) Such courses shall provide didactic and clinical training that refreshes and updates knowledge and skills in common podiatric medical and surgical procedures.
- (c) Such courses shall examine and test each candidate prior to graduation and certify graduation directly to the board.
- (d) The application fee for board approval of each course shall be that specified in Section 2499.5(m) of the Business and Professions Code.

**Credits**

NOTE: Authority cited: Section 2496, Business and Professions Code. Reference: Section 2496, Business and Professions Code.

HISTORY

1. Amendment filed 8-4-83; effective thirtieth day thereafter (Register 83, No. 32).
2. Repealer and new section heading, section and NOTE filed 7-24-2003; operative 8-23-2003 (Register 2003, No. 30).

This database is current through 12/30/22 Register 2022, No. 52.

Cal. Admin. Code tit. 16, § 1399.675, 16 CA ADC § 1399.675

END OF DOCUMENT



# PMBC Calendar

2023																																								
February										March											April																			
<p><b>Feb 3</b> May 2023 Renewals mailed out</p>										<p><b>Feb 17</b> Last day for bills to be introduced (J.R. 61(a)(1), J.R. 54(a)).</p>										<p><b>Mar 3</b> June 2023 Renewals mailed out</p>											<p><b>Mar 10</b> PMBC Strategic Planning Session</p>									
<p><b>Feb 20</b> Presidents' Day</p>										<p><b>Mar 17</b> PMBC Consultant Training 1 pm.</p>										<p><b>Mar 23</b> PMBC Board Meeting</p>										<p><b>Mar 30</b> Spring Recess begins upon adjournment (J.R. 51(a)(2)).</p>										
<p><b>Mar 31</b> Cesar Chavez Day observed.</p>										<p><b>Apr 7</b> Jul 2023 license renewals mailed out</p>										<p><b>Apr 10</b> Legislature reconvenes from Spring Recess (J.R. 51(a)(2)).</p>										<p><b>Apr 28</b> Last day for <b>policy committees</b> to hear and report to fiscal committees <b>fiscal bills</b> introduced in their house (J.R. 61(a)(2)).</p>										
<p><b>Legislative Committee</b></p>										<p><b>Enforcement Committee</b></p>										<p><b>Public Education Committee</b></p>										<p><b>Licensing Committee</b></p>										
<p><b>PMBC Staff</b></p>										<p><b>CA Legislature</b></p>										<p><b>Committee Chairs</b></p>										<p><b>State Holidays DCA Information</b></p>										